



# Follett Destiny | IPS Library


Guide for Students to use Follett Destiny



# How to log in:

1. Go to: <https://ipsksalibrary.follettdestiny.com>
2. Click on the school name – “**International Programs School**”, it will take you to the Destiny Discover page.
3. Click on “**log in**”.
4. Click on the blue button – “**IPS Google Suite for Education**”
5. Enter your **IPSKSA** email and the password.

# How to search for a book:

1. Go to ["Catalog"](#).
2. You can search by book title, author, subject, or series.
3. In the search box, type the keyword or words needed according to the category you chose, and click  or ["Enter"](#).
4. You can find more detail on the book you are looking for if you click on ["Details"](#).







# How to hold a book:

1. Patrons may place a hold at any time using the library website <https://ipsksalibrary.follettdestiny.com>
2. Holds cannot be placed for items that are currently available.
3. Click **"HOLD"** for materials that you would like to reserve in your name.
4. Users are expected to check their Follett accounts for available holds.
5. Available books held will be at the IPS Library Circulation Desk, waiting for your pick up for a maximum period of 5 school days.

# Add a book to your wish list:


If you search for a book and you like it, you can add it to your wish list:

1. Click on the desired book.
2. Click on "Details"
3. Click on 



# Recommend a Book:

If you like a book, you can recommend it to a friend:

1. Click on "Details" next to the book title
2. Click on 
3. A new page will open for you
4. Write the name of the person in the box next to "Find Patron"
5. You will see the patron name under "names"
6. Click on the chosen name

Recommending...

 The turtle

\*Find Patron  

7. A new page will open, and you can write a comment for your friend in the box about the book and click "Save".



# Webpage to Access the Library online

[Access Link](#)

